

# GOVERNMENT OF ASSAM

## DIRECTORATE OF AGRICULTURE

### KRISHI BHAWAN:: KHANAPARA::GUWAHATI-22

#### Scale of Finance of different Agricultural Crops for FY 2022-23

(Cost per hectare)

#### 1) Summer Paddy (Boro)

Sl. No.	Item	2022-23				2021-22 (Rs.)
		Unit	Quantity	Rate (Rs.)	Amount (Rs.)	
1	Seeds	Kg.	40	50.00	2,000.00	
2(a)	FYM or Compost or	Kg.	10,000	1.50	15,000.00	
2(b)	Vermicompost	Kg.	1,000	15.00		
3	Azotobacter	Kg.	5	65.00	325.00	
4	PSB	Kg.	5	65.00	325.00	
5	Urea	Kg.	40	5.93	237.20	
6	SSP	Kg.	135	9.42	1,271.70	
7	MOP	Kg.	37.5	34.00	1,275.00	
8	Land Preparation	LS			4,000.00	
9	PP Chemicals	LS			1,800.00	
10	Irrigation	LS			4,000.00	
11	Wages/ Mandays	Nos.	150	280	42,000.00	
12	Misc.	LS			2,000.00	
13	PMFBY @ Re. 1/-	Upto 1 Ha			1.00	
<b>Total:</b>					<b>74,234.90</b>	<b>69,500.00</b>
<b>Sav=</b>					<b>74,235.00</b>	

Total Cost : Rs. 74,235.00  
 Expected production per ha : 7.50 MT/Ha.  
 Expected price : Rs.1,940.00/Qtl.  
 Expected income : Rs. 1,45,500.00/Ha.  
 Cost Benefit Ratio : 1: 1.96

N.B.: 1) 10% variation in input costs may be accepted.

2) Rate of PMFBY @ 1.5% for crop area >1 Ha [Calc.: Sum of amounts (Rs.) from Sl. No.1 to Sl. No. 12 x 1.5%]


#### 2) Winter Paddy (Sali)

Sl. No.	Item	2022-23				2021-22 (Rs.)
		Unit	Quantity	Rate (Rs.)	Amount (Rs.)	
1	Seeds	Kg.	40	50.00	2,000.00	
2(a)	FYM or Compost or	Kg.	10,000	1.50	15,000.00	
2(b)	Vermicompost	Kg.	1,000	15.00		
3	Azotobacter	Kg.	5	65.00	325.00	
4	PSB	Kg.	5	65.00	325.00	
5	Urea	Kg.	40	5.93	237.20	
6	SSP	Kg.	135	9.42	1,271.70	
7	MOP	Kg.	37.5	34.00	1,275.00	
8	Land Preparation	LS			4,000.00	
9	PP Chemicals	LS			1,500.00	
10	Irrigation	LS			2,500.00	
11	Wages/ Mandays	Nos.	150	280	42,000.00	
12	Misc.	LS			2,000.00	
13	PMFBY @ Re. 1/-	Upto 1 Ha			1.00	
<b>Total:</b>					<b>72,434.90</b>	<b>67,920.00</b>
<b>Sav=</b>					<b>72,435.00</b>	

Total cost per ha : Rs. 72,435/-  
 Expected production per ha : 7.00 MT/Ha.  
 Expected price : Rs.1,940.00/Qtl.  
 Expected income : Rs.1,35,800.00/Ha.  
 Cost Benefit Ratio : 1: 1.87

N.B.: 1) 10% variation in input costs may be accepted.

2) Rate of PMFBY @ 2% for crop area >1 Ha [Calc.: Sum of amounts (Rs.) from Sl. No.1 to Sl. No. 12 x 2%]

  
 Joint Director of Agriculture (C&F)  
 Directorate of Agriculture  
 Assam, Khanapara, Guwahati-22

**Scale of Finance of different Agricultural Crops for FY 2022-23**

(Cost per hectare)

**3) Autuman Paddy (Ahu)**

Sl. No	Item	2022-23				2021-22 (Rs.)
		Unit	Quantity	Rate (Rs.)	Amount (Rs.)	
1	Seeds	Kg.	40	50.00	2,000.00	
2(a)	FYM or Compost or	Kg.	10,000	1.50	15,000.00	
2(b)	Vermicompost	Kg.	1,000	15.00		
3	Azotobacter	Kg.	5	65.00	325.00	
4	PSB	Kg.	5	65.00	325.00	
5	Urea	Kg.	40	5.93	237.20	
6	SSP	Kg.	135	9.42	1,271.70	
7	MOP	Kg.	37.5	34.00	1,275.00	
8	Land Preparation	LS			4,000.00	
9	PP Chemicals	LS			1,500.00	
10	Irrigation	LS			3,500.00	
11	Wages/ Mandays	Nos.	140	280	39,200.00	
12	Misc.	LS			2,000.00	
13	PMFBY @ Re. 1	Upto 1 Ha			1.00	
<b>Total:</b>					<b>70,634.90</b>	
<b>Say=</b>					<b>70,635.00</b>	66,390.00

Total cost per ha : Rs. 70,635.00  
 Expected production per ha : 6.50 MT/Ha.  
 Expected price : Rs. 1,940.00/Qtl  
 Expected income : Rs. 1,26,100.00/Ha.  
 Cost Benefit Ratio : 1:1.79

N.B.: 1) 10% variation in input costs may be accepted.

2) Rate of PMFBY @ 2% for crop area >1 Ha [Calc.: Sum of amounts (Rs.) from Sl. No.1 to Sl. No. 12 x 2%]


**4) Hybrid Paddy**

Sl. No	Item	2022-23				2021-22 (Rs.)
		Unit	Quantity	Rate (Rs.)	Amount (Rs.)	
1	Seeds	Kg.	10	200.00	2,000.00	
2(a)	FYM or Compost or	Kg.	10,000	1.50	15,000.00	
2(b)	Vermicompost	Kg.	1,000	15.00		
3	Azotobacter	Kg.	5	65.00	325.00	
4	PSB	Kg.	5	65.00	325.00	
5	Urea	Kg.	180	5.93	1,067.40	
6	SSP	Kg.	270	9.42	2,543.40	
7	MOP	Kg.	75	34.00	2,550.00	
8	Land Preparation	LS			4,000.00	
9	PP Chemicals	LS			1,800.00	
10	Irrigation	LS			4,500.00	
11	Wages/ Mandays	Nos.	150	280	42,000.00	
12	Misc.	LS			2,500.00	
13	PMFBY @ Re. 1/-	Upto 1 Ha			1.00	
<b>Total:</b>					<b>78,611.80</b>	
<b>Say=</b>					<b>78,612.00</b>	73,506.00

Total Cost : Rs. 78,612.00  
 Expected production per ha : 8.60 MT/Ha.  
 Expected price : Rs.1,940.00/Qtl.  
 Expected income : Rs. 1,66,840.00/Ha.  
 Cost Benefit Ratio : 1: 2.12

N.B.: 1) 10% variation in input costs may be accepted.

2) Rate of PMFBY @ 2% for crop area >1 Ha [Calc.: Sum of amounts (Rs.) from Sl. No.1 to Sl. No. 12 x 2%]

  
 Joint Director of Agriculture (C&F)  
 Directorate of Agriculture  
 Assam, Khanapara, Guwahati-22

**Scale of Finance of different Agricultural Crops for FY 2022-23**

(Cost per hectare)

**5) Sugarcane**

Sl. No.	Item	2022-23				2021-22 (Rs.)
		Unit	Quantity	Rate (Rs.)	Amount (Rs.)	
1	Sett (Planting Material)	Qtls.	70	400.00	28,000.00	
2(a)	FYM or Compost or	Kg.	10,000	1.50	15,000.00	
2(b)	Vermicompost	Kg.	1,000	15.00		
3	Urea	Kg.	300	5.93	1,779.00	
4	SSP	Kg.	350	9.42	3,297.00	
5	MOP	Kg.	100	34.00	3,400.00	
6	Land Preparation		LS		6,000.00	
7	PP Chemicals		LS		2,500.00	
8	Irrigation		LS		3,500.00	
9	Wages	Nos.	173	280.00	48,440.00	
10	Misc.		LS		3,000.00	
11	Insurance @ Re. 1/-		Upto 1 Ha		1.00	
<b>Total:</b>					<b>1,14,917.00</b>	
<b>Say=</b>					<b>1,14,917.00</b>	<b>1,12,256.00</b>

Total cost per ha : Rs. 1,14,917.00  
 Expected production per ha : 80.00 MT/Ha.  
 Expected price : Rs. 430.00/Qtl  
 Expected income : Rs. 3,60,000.00 /Ha.  
 Cost Benefit Ratio : 1:2.99

N.B.: 1) 10% variation in input costs may be accepted.

2) Rate of PMFBY @ 5% for crop area >1 Ha [Calc.: Sum of amounts (Rs.) from Sl. No.1 to Sl. No. 10 x 5%]


**6) Blackgram / Greengram**

Sl. No.	Item	2022-23				2021-22 (Rs.)
		Unit	Quantity	Rate (Rs.)	Amount (Rs.)	
1	Seeds	Kg.	22.54	100.00	2,254.00	
2(a)	FYM or Compost or	Kg.	10,000	1.50	15,000.00	
2(b)	Vermicompost	Kg.	1,000	15.00		
3	Rhizobium Culture	Kg.	1	100.00	100.00	
4	PSB	Kg.	1	100.00	100.00	
5	Urea	Kg.	22	5.93	130.46	
6	SSP	Kg.	220	9.42	2,072.40	
7	MOP	Kg.	25	34.00	850.00	
8	Gypsum	Kg.	133	28.00	3,724.00	
9	Land Preparation		LS		1,500.00	
10	PP Chemicals		LS		500.00	
11	Wages	Nos.	80	280.00	22,400.00	
12	Misc.		LS		2,000.00	
13	Insurance @ Re. 1/-		Upto 1 Ha		1.00	
<b>Total:</b>					<b>50,631.86</b>	
<b>Say=</b>					<b>50,632.00</b>	<b>40,754.00</b>

Total cost per ha : Rs. 50,632.00  
 Expected production per ha : 11.25 Qtl/Ha.  
 Expected price : Rs. 8500.00/Qtl  
 Expected income : Rs. 95,625.00/Ha  
 Cost Benefit Ratio : 1:1.89

N.B.: 1) 10% variation in input costs may be accepted.

2) Rate of PMFBY @ 2% for crop area >1 Ha [Calc.: Sum of amounts (Rs.) from Sl. No.1 to Sl. No. 12 x 2%]

  
 Joint Director of Agriculture (C&F)  
 Directorate of Agriculture  
 Assam, Khanapara, Guwahati-22

**Scale of Finance of different Agricultural Crops for FY 2022-23**

(Cost per hectare)

**7) Pea**

Sl. No.	Item	2022-23				2021-22 (Rs.)
		Unit	Quantity	Rate (Rs.)	Amount (Rs.)	
1	Seeds	Kg.	60	120.00	7,200.00	
2(a)	FYM or Compost or	Kg.	10,000	1.50	15,000.00	
2(b)	Vermicompost	Kg.	1,000	15.00		
3	Rhizobium Culture	Kg.	1	50.00	50.00	
4	PSB	Kg.	1	50.00	50.00	
5	Urea	Kg.	22	5.93	130.46	
6	SSP	Kg.	287	9.42	2,703.54	
7	Borax	Kg.	10	80.00	800.00	
8	Land Preparation	LS			2,000.00	
9	PP Chemicals	LS			500.00	
10	Wages	Nos.	80	280.00	22,400.00	
11	Misc.	LS			2,000.00	
<b>Total:</b>					<b>52,834.00</b>	
<b>Say=</b>					<b>52,834.00</b>	41,896.00

Total cost per ha : Rs. 52,834.00  
 Expected production per ha : 11.49 Qtl/Ha.  
 Expected price : Rs.7,500.00/Qtl  
 Expected income : Rs. 86,175.00/Ha  
 Cost Benefit Ratio : 1:1.63


*N.B.: 10% variation in input costs may be accepted.*

**8) Lentil**

Sl. No.	Item	2022-23				2021-22 (Rs.)
		Unit	Quantity	Rate (Rs.)	Amount (Rs.)	
1	Seeds	Kg.	30	140.00	4,200.00	
2(a)	FYM or Compost or	Kg.	10,000	1.50	15,000.00	
2(b)	Vermicompost	Kg.	1,000	15.00		
3	Rhizobium Culture	Kg.	1.5	50.00	75.00	
4	PSB	Kg.	1.5	50.00	75.00	
5	Urea	Kg.	22	5.93	130.46	
6	SSP	Kg.	220	9.42	2,072.40	
7	MOP	Kg.	25	34.00	850.00	
8	Land Preparation	LS			1,875.00	
9	PP Chemicals	LS			500.00	
10	Wages	Nos.	80	280.00	22,400.00	
11	Misc.	LS			2,000.00	
<b>Total</b>					<b>49,177.86</b>	
<b>Say=</b>					<b>49,178.00</b>	34,969.00

Total cost per ha : Rs. 49,178.00  
 Expected production per ha : 10.00qtls  
 Expected price : Rs. 9,000.00/qtl  
 Expected income : Rs. 90,000.00/Ha  
 Cost Benefit Ratio : 1: 1.83

*N.B.: 10% variation in input costs may be accepted.*

  
 Joint Director of Agriculture (C&F)  
 Directorate of Agriculture  
 Assam, Khanapara, Guwahati-22

**Scale of Finance of different Agricultural Crops for FY 2022-23**

(Cost per hectare)

**9) Rape & Mustard**

Sl. No.	Item	2022-23				2021-22 (Rs.)
		Unit	Quantity	Rate (Rs.)	Amount (Rs.)	
1	Seeds	Qtls.	10	130.00	1,300.00	
2(a)	FYM or Compost or	Kg.	10,000	1.50	15,000.00	
2(b)	Vermicompost	Kg.	1,000	15.00		
3	Azotobacter	Kg.	0.4	50.00	20.00	
4	PSB	Kg.	0.4	50.00	20.00	
5	Urea	Kg.	110	5.93	652.30	
6	SSP	Kg.	200	9.42	1,884.00	
7	MOP	Kg.	35	34.00	1,190.00	
8	Borax	Kg.	10	80.00	800.00	
9	Gypsum	Kg.	60	25.00	1,500.00	
10	Land Preparation	LS			3,000.00	
11	PP Chemicals	LS			1,000.00	
12	Irrigation	LS			1,000.00	
13	Wages	Nos.	80	280.00	22,400.00	
14	Misc.	LS			1,500.00	
15	Insurance @ Re. 1/-	Upto 1 Ha			1.00	
<b>Total:</b>					<b>51,267.30</b>	
<b>Say=</b>					<b>51,267.00</b>	40,725.00

Total cost per ha : Rs. 51,267.00  
 Expected production per ha : 12.00qtl/Ha.  
 Expected price : Rs.8,000.00/qtl (Excluding price of oil cake)  
 Expected income : Rs.96,000.00/Ha  
 Cost Benefit Ratio : 1: 1.87

N.B.: 1) 10% variation in input costs may be accepted.

2) Rate of PMFBY @ 1.5% for crop area >1 Ha [Calc.: Sum of amounts (Rs.) from Sl. No.1 to Sl. No. 14 x 1.5%]

**10) Jute**

Sl. No.	Item	2022-23				2021-22 (Rs.)
		Unit	Quantity	Rate (Rs.)	Amount (Rs.)	
1	Seeds	Kg.	6	85.00	510.00	
2(a)	FYM or Compost or	Kg.	10,000	1.50	15,000.00	
2(b)	Vermicompost	Kg.	1,000	15.00		
3	Azotobacter	Kg.	0.3	50.00	15.00	
4	Phosphatka	Kg.	0.3	50.00	15.00	
5	Urea	Kg.	70	5.93	415.10	
6	SSP	Kg.	156	9.42	1,469.52	
7	MOP	Kg.	45	34.00	1,530.00	
8	Land Preparation	LS			2,500.00	
9	PP Chemicals	LS			2,000.00	
10	Wages	Nos.	160	280.00	44,800.00	
11	Misc.	LS			2,000.00	
12	Insurance @ Re. 1/-	Upto 1 Ha			1.00	
<b>Total:</b>					<b>70,255.62</b>	
<b>Say=</b>					<b>70,256.00</b>	59,445.00

Total cost per ha : Rs. 70,256.00  
 Expected production per ha : 31.00qtl/Ha.  
 Expected price : Rs. 6,000.00/qtl  
 Expected income : Rs.1,86,000.00/Ha.  
 Cost Benefit Ratio : 1:2.65

N.B.: 1) 10% variation in input costs may be accepted.

2) Rate of PMFBY @ 2% for crop area >1 Ha [Calc.: Sum of amounts (Rs.) from Sl. No.1 to Sl. No. 11 x 2%]

**Scale of Finance of different Agricultural Crops for FY 2022-23**

(Cost per hectare)

**11) Maize**

Sl. No.	Item	2022-23				2021-22 (Rs.)
		Unit	Quantity	Rate (Rs.)	Amount (Rs.)	
1	Seeds	Kg.	20.5	150.00	3,075.00	
2(a)	FYM or Compost or	Kg.	10,000	1.50	15,000.00	
2(b)	Vermicompost	Kg.	1,000	15.00		
3	Urea	Kg.	134	5.93	794.62	
4	SSP	Kg.	250	9.42	2,355.00	
5	MOP	Kg.	67	34.00	2,278.00	
6	Land Preparation		LS		2,000.00	
7	PP Chemicals		LS		1,000.00	
8	Irrigation		LS		1,500.00	
9	Wages	Nos.	100	280.00	28,000.00	
10	Misc.		LS		1,500.00	
<b>Total:</b>					<b>57,502.62</b>	
<b>Sav=</b>					<b>57,503.00</b>	44,890.00

Total cost per ha : Rs.57,503.00  
 Expected production per ha : 52.00qtl/Ha.  
 Expected price : Rs.3,000.00/qtl  
 Expected income : Rs.1,56,000.00/Ha.  
 Cost Benefit Ratio : 1: 2.71

*N.B.: 10% variation in input costs may be accepted.*



Joint Director of Agriculture (C&F)  
 Directorate of Agriculture, Assam  
 Khanapara, Guwahati-22



(Anant Lal Gyani, IAS)  
 Director of Agriculture, Assam  
 Khanapara, Guwahati-22